



## CRSTHV-1A (Dimensions) 30.90X13.35X11.50mm

### Features

1. Breakdown up to 4KV
2. High Voltage Reed Relay

### Ordering information

CRSTHV- 12 - 1A - 4K

1 2 3 4

1. Part number: CRSTHV
2. Coil rated voltage(VDC):DC:5,12,24
3. Contact Form:1A,
4. Breakdown Voltage:4KV,

### Contact Rating

Contact Arrangement	1A;	
Contact Rating	100W	
Max Switching Voltage	1000VAC peak/VDC	
Max Switching Current	1.0A	
Max Carrying Current	2.5A	
Operation Life	Electrical	50VDC.10mA 0.5X10 <sup>6</sup> Ops
	Mechanical	1*10 <sup>8</sup> Ops

### Coil Parameter

Coil voltage(VDC)		Coil Resistance $\Omega \pm 10\%$	Normal Current(mA)	Release voltage VDC(Min) (8% of rated voltage)	Pick up Voltage VDC(Max) (75% of Rated voltage)
Rated	Max 130%				
5	6.5	150	33.3	0.4	3.8
12	15.6	500	24.0	1.0	9.0
24	31.2	1600	15.0	2.0	18.0

Caution:1,The use of any coil voltage less than the rated coil voltage will compromise the operation of the relay.

2,Pick up and release voltage are for test purposes only and are not be used as design criteria.

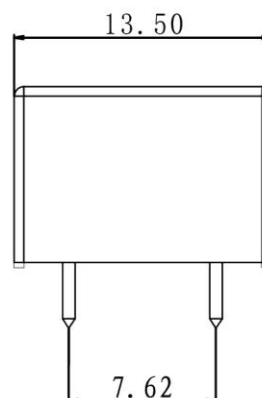
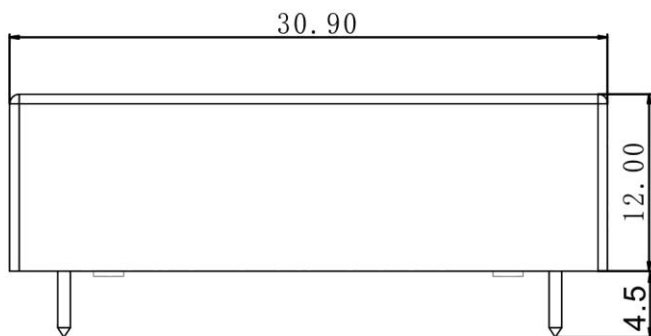
### Operation condition

Contact Arrangement	1A
Contact Resistance	150m $\Omega$
Breakdown Voltage	Open Contacts DC.4KV MIN Contacts to COIL DC.4KV MIN
Insulation Resistance	Open contacts 1X10 <sup>10</sup> $\Omega$ MIN.(DC.100V) Contacts to coil 1X10 <sup>10</sup> $\Omega$ MIN.(DC.100V)
Capacitance Across Contacts	0.2pF
Operate Time	1.0mS
Reset Time	0.1mS
Operating Temperature	-20 $^{\circ}$ C -+70 $^{\circ}$ C
Storage Temperature	-35 $^{\circ}$ C -+105 $^{\circ}$ C
Soldering Temperature	5 sec. max 260 $^{\circ}$ C

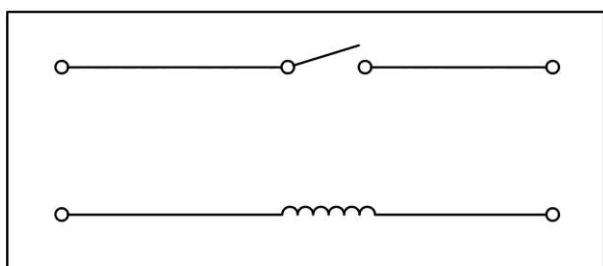
## Dimensions(mm)

### CRSTHV-1A


Dimensions (Unit:mm)



Wirng Diagrams(Top View)



PCB Layout(Bottom View)



Dimension Tolerance: <math><1\text{mm}</math>:  $\pm 0.2\text{mm}$   
<math>1-5\text{mm}</math>:  $\pm 0.3\text{mm}$   
>5mm:  $\pm 0.5\text{mm}$